

**Vertigo Theatre Centre  
The Playhouse  
Technical Information Package**

**Location:**

161, 115 9<sup>th</sup> Ave SE  
Calgary, AB  
T2G 0P5  
Phone: (403) 221-3707  
Fax: (403) 263-1611

**Contact Information**

Production & Facility Manager: Terri Gillis  
[terri.gillis@vertigotheatre.com](mailto:terri.gillis@vertigotheatre.com) (403) 221-3716

Audience Services Manager: Diane Blackwell  
[diane.blackwell@vertigomysterytheatre.com](mailto:diane.blackwell@vertigomysterytheatre.com) (403) 221-3716

Director of Marketing and Communications: Keith Callbeck  
[keith.callbeck@vertigotheatre.com](mailto:keith.callbeck@vertigotheatre.com) (403) 260-4757

**How to get to Vertigo**

Vertigo Theatre Centre is located in Tower Centre at the base of the Calgary Tower. The only access to the theatre is through the lobby.

**Loading Dock**

The loading dock is at 112 10<sup>th</sup> Ave SE. **AS OF JUNE, 2007, THE 10<sup>TH</sup> AVENUE ENTRANCE IS UNDER CONSTRUCTION FOR TWO (2) YEARS.** Please use the Palliser Parkade entrance from 9<sup>th</sup> Avenue and follow the **East Parkade** signs to the loading dock. At the top of the ramp, turn **left**. The first 3 garage doors comprise the loading dock. The dock is manned from 6:30-15:00. Outside of these hours, you must arrange to be met by someone from Vertigo.

**Restrictions:** Loading is from ground level. Maximum truck height is **11'- 0"**. Maximum truck length is 24'.

Distance from stage is approximately 150'.

Loading dock to stage: Access is through a hallway, into a freight elevator, down to ground level, through the mall, into Vertigo's elevator, then through the lobby into the studio.

Vertigo's elevator has an opening of 3' 11.5" by 6' 11.5". Inside dimension is 8' deep by 5' 7" wide by 7' 11.5" high. There is a "top hat" at the back of the elevator that is 12' high.

There is no parking at the loading dock. Vehicles can sometimes be left for 15 minutes while things are carried down to the theatres, at the discretion of the dock master.

### **Seating**

The Playhouse seats 346 including the wheelchair seats. There are an additional 5 seats available with restricted legroom.

### **Stage Information**

The stage is 56' 3.2" wide by 41' deep. The proscenium opening is 35' 7".

The stage floor surface is masonite over plywood. The floor is sprung. Height to the underside of the catwalks from the stage floor is 18' 6". There is a \$50 fee for painting or screwing into the stage floor, and any such activities must be approved in advance by the Production Manager. Vertigo does not own a dance floor.

Access to the dressing rooms is upstage right. There is a crossover upstage, with doors stage left and right entering onto the stage. There is a large loading door stage left that opens into the shop. The shop is not included in space rental. It may be available for storage of set pieces if it is not being used – please ask if you think you might need it.

There is limited storage space for roadcrates, etc, and arrangements must be made in advance.

### **Rigging**

The Playhouse has 4 catwalks above the stage and 2 catwalks over the audience. All run the full width of the theatre. It is 18' 6" to the underside of the onstage catwalks. Onstage catwalks each have a hanging position on the upstage and downstage sides, as well as underneath. For safety reasons, the under catwalk positions must be accessed from below. In addition to the catwalks, there are a number of pipes hung from chain running SL/SR between the catwalks at various heights. The maximum point load is 500 lbs from the catwalks or 100 lbs from the pipes. All rigging must be preapproved by Vertigo.

The Playhouse has a UL-25 electric manlift.

## **Soft Goods**

Main Curtain: Motorized Grey Velour Austrian Style, travels up and down

Legs: Black velour with fullness?

4 @ 10' X 18'6" ??

8 @ 10' X 19'6" ??

Travellers: 2 Black Velour with Fullness, at Midstage and Upstage

Germans: Black Velour with fullness

4 @ 20' wide X 17'9" high to fit an US/DS pipe SL and SR

Borders: Black Velour, no fullness, all 50' long

1 each of heights 4'3", 4'8", 5'9" and 4 of 3'9"

Cyclorama – 1 white

Scrim – 1 Black sharkstooth scrim

## **Dressing Rooms**

All Playhouse dressing rooms are one floor above stage level. Stair access only backstage. All dressing rooms are equipped with a separate washroom with shower. There is a green room with a fridge and microwave. Dressing rooms have a keypad lock.

Room 1: 8 make-up stations (approx 14'6" X 7')

Room 2: 6 make-up stations (approx 15'6" X 7')

If requested, access may be granted to the laundry room with two washers and dryers, iron, ironing board, and steamer. Please provide your own laundry soap.

## Lighting

A house lighting plot is generally available, if desired. Please request through the Production Manager. The house lighting plot generally consists of a warm and cool front wash and a two colour top wash. The exact configuration of the plot will change from time to time.

The lighting board is a ETC ION. There are 178 2.4kW ETC Sensor dimmers. Circuits are located along the catwalks, above the lighting ladders, and on stage at floor level. A circuit diagram is available on request. The house lights can be controlled via the lighting console.

### Lighting Inventory

8	ETC Source 4 - 19 degree	575W
51	ETC Source 4 - 26 degree	575W
12	ETC Source 4 - 36 degree	575W
12	ETC Source 4 – 25-50 degree zoom	575W
40	Strand Fresnel	1000W
6	Strand Iris 3 Cyc Lights	1000W
11	Strand 6X9 Lekos	1000W
16	Strand 6X12 Lekos	1000W

The Playhouse does not have a followspot, and is not designed for one.

### Accessories

All fresnels are equipped with barn doors

24 gobo holders in both A and B size

A limited selection of Rosco colour is available upon request

### Shared Equipment – may be available upon request if not in use elsewhere

6 lighting booms

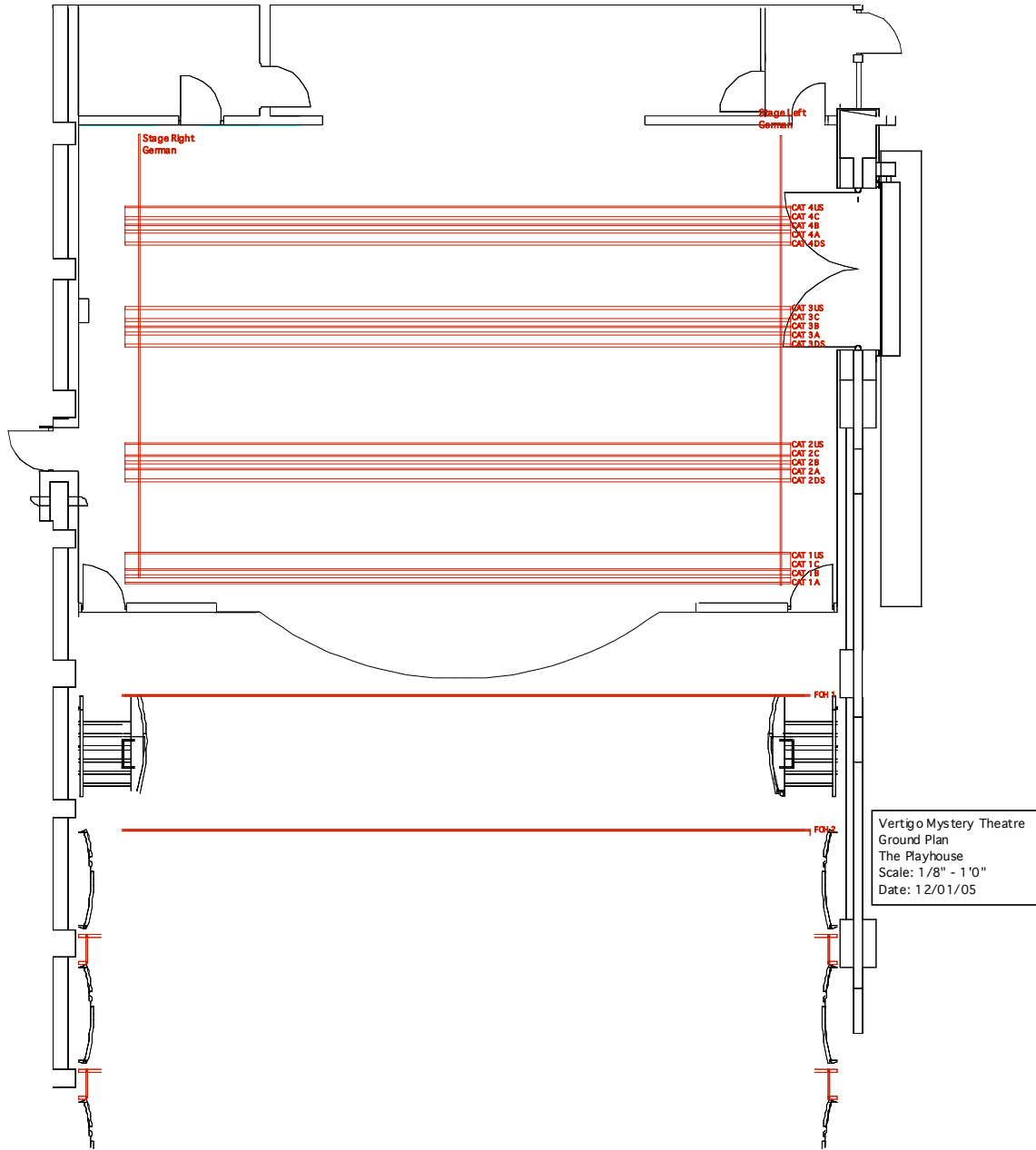
A selection of gobos

24 half hats

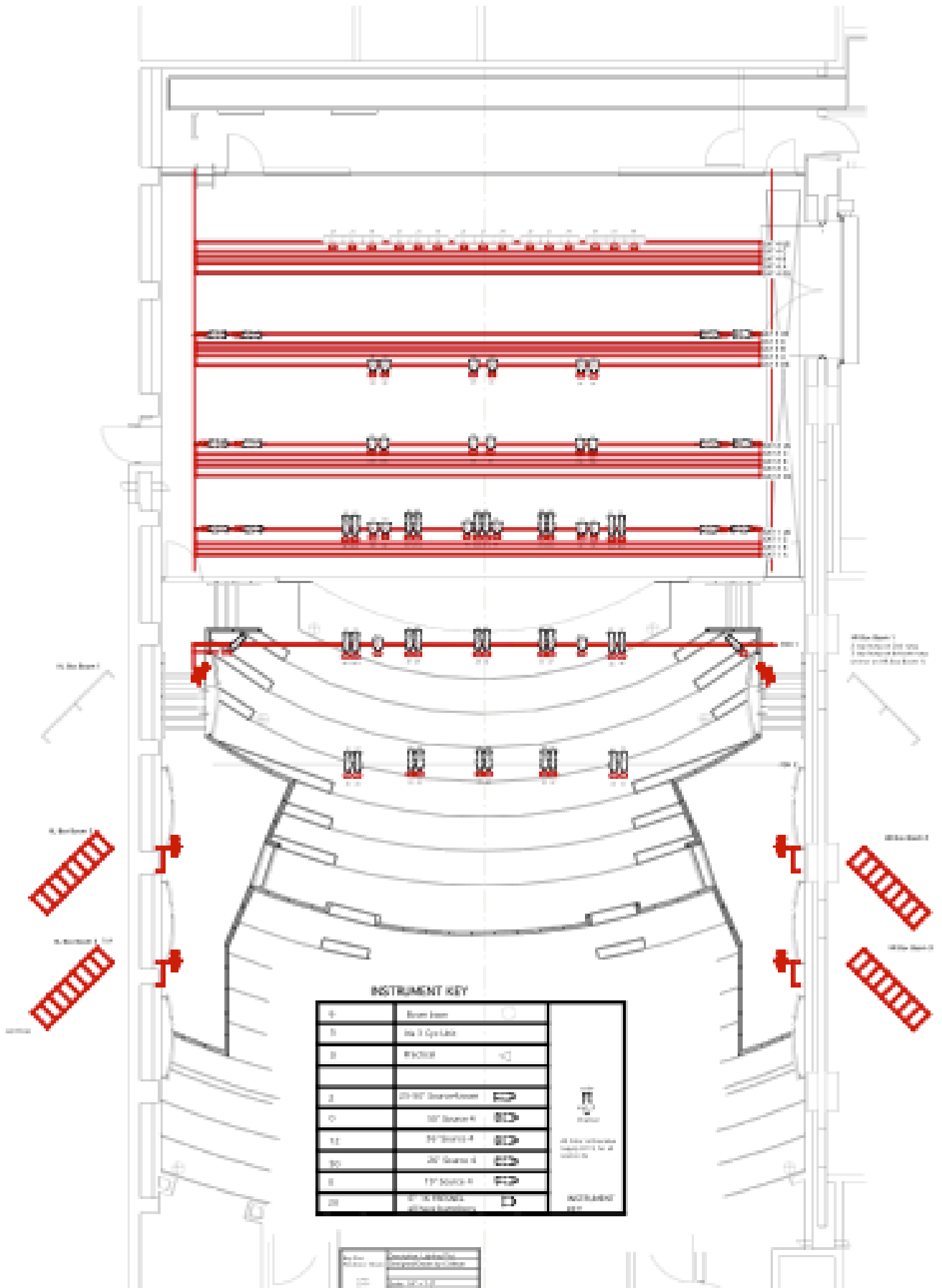
### Equipment which may be available to rent

Rosco 3000 Fog Machine	\$50/day
2 DMX Strobe Caps	Call for pricing

# Lighting Positions



# House Plot



### INSTRUMENT KEY

1	Beam Line		 All the instruments are shown in red.
2	10" 1" Op-Lens		
3	#3000		
4	20" 10" Source Area		
5	10" Source A		
6	10" Source B		
7	10" Source C		
8	10" Source D		
9	10" 10" Source		
10	10" 10" Source		

Project Name:   
 Project No:   
 Date:

## **Sound**

The Playhouse is equipped with a Yamaha DM1000 digital mixing console. There are 6 FBT Maxx2 speakers permanently mounted to the side and rear of the audience chamber, 2 Mackie SRM450 speakers mounted on the proscenium wall L and R, and 2 Mackie 1800 Subwoofers hanging above and to the front of the audience. There is no house mix position, and the DM1000 can not leave the booth. However, if you are bringing in your own sound system, the wheelchair seating positions have been used as a Front of House mix position.

### Sound Inventory (loose equipment)

- 2 FBT Maxx2 Speakers
- 1 Sony MDS-E12 minidisc player
- 1 Sony CDP-D11 CD Player
- 1 Denon DN-780R dual cassette deck

### Shared Equipment – may be available upon request if not in use elsewhere

- 5 535EB Condensor microphones
- 1 SM58 dynamic microphone
- 4 speaker stands
- 2 Yorkville DI's
- 1 Sony CDP-D11 CD Player
- 2 Sony MDS-E12 minidisc player

## **Intercom System**

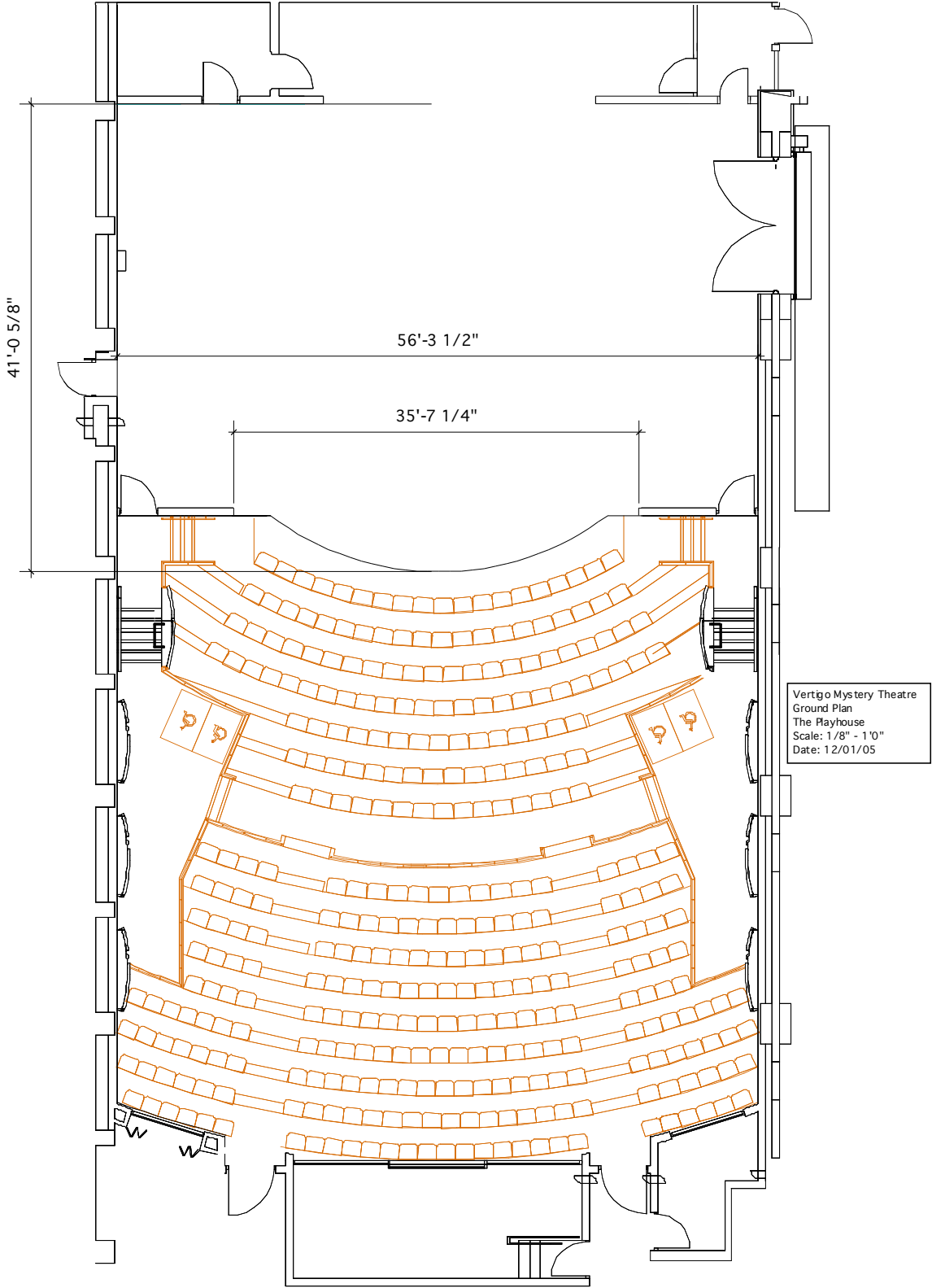
The Playhouse has a two-channel Clear Com intercom system with a master station in the booth and 4 beltpacks and single headsets. There is a shared wireless headset that may be available for a small rental fee. Call the Production Manager for availability and pricing.

## **Cue Light System**

The Playhouse is equipped with a Leon Audio cue light system. The master station is in the booth, with standby and go buttons for each channel and two master groups to which channels can be assigned. Each of the 8 outstations has a standby and go light, as well as an acknowledgement button.

## **Pyrotechnics/Open Flame**

Any pyrotechnics or open flame (including candles) requires the written permission of the Production Manager and a Pyrotechnics/Open Flame Permit from the City of Calgary. A licensed pyrotechnician is required to be present during all rehearsals and performances where pyrotechnics is used. To apply for a permit, call the city at 3-1-1. Let the operator know that you need a Pyrotechnics/Open Flame permit. They should take your information and forward it to the Special Fire Services Officer. The Officer will contact you to confirm information and arrange for a demonstration if necessary. There is a fee for the permit, and payment will be required before permits are issued. If smoke sensors need to be disabled (includes fog use), 48 hours notice is required.



Vertigo Mystery Theatre  
Ground Plan  
The Playhouse  
Scale: 1/8" = 1'0"  
Date: 12/01/05